

ಕರ್ನಾಟಕ ಕಟ್ಟಡ ಮತ್ತು ಇತರ ನಿರ್ಮಾಣ ಕಾರ್ಮಿಕರ ಕಲ್ಯಾಣ ಮಂಡಳಿ
Karnataka Building and Other Construction Workers Welfare Board

ಮುಂದಿನ ಒಂದು /

ಮೂರುವರ್ಷಗಳವರೆಗೆ ಅಸ್ತಿತ್ವದಲ್ಲಿರುವ ನೋಂದಣಿಯನ್ನು ಮುಂದುವರಿಸಲು ಅರ್ಜಿ
Application for continuation of existing registration for next one/three years

Step 1: Go to sevasindhu.karnataka.gov.in website and click on Departments & Services.

SEVA SINDHU
GOVERNMENT OF KARNATAKA

HOME ABOUT SEVA SINDHU DEPARTMENTS & SERVICES SERVICE CENTERS GRAMA ONE TRACK YOUR APPLICATION STATUS REPORTS-DASHBOARD FAQ CONTACT

DEPARTMENTS & SERVICES NEW USERS REGISTER HERE REGISTERED USERS LOGIN HERE

Services User Manual | Sevashindhu youtube channel | Page last updated on: 11-May-2021 4:00 PM | Website visitor count is 3 3 7 4 5 8 0 8

Step 2: Click on Karnataka Building and Other Construction Workers Welfare Board and select Application for continuation of existing registration for next one/three years. Alternatively you can search for Application for continuation of existing registration for next one/three years in the Search option.

SEVA SINDHU GOVERNMENT OF KARNATAKA

HOME ABOUT SEVA SINDHU DEPARTMENTS & SERVICES SERVICE CENTERS GRAMA ONE TRACK YOUR APPLICATION STATUS REPORTS-DASHBOARD FAQ CONTACT

Search Service

+ Kannada & Culture Department + Karnataka Industrial Area Development Board + Karnataka State Akkamahadevi Womens University

+ Kannada University + Karnataka Niravari Nigam Limited + Karnataka State Archives Department

+ Karnatak University Dharwad + Karnataka Public Service Commission + Karnataka State Department of Agriculture (KSDA)

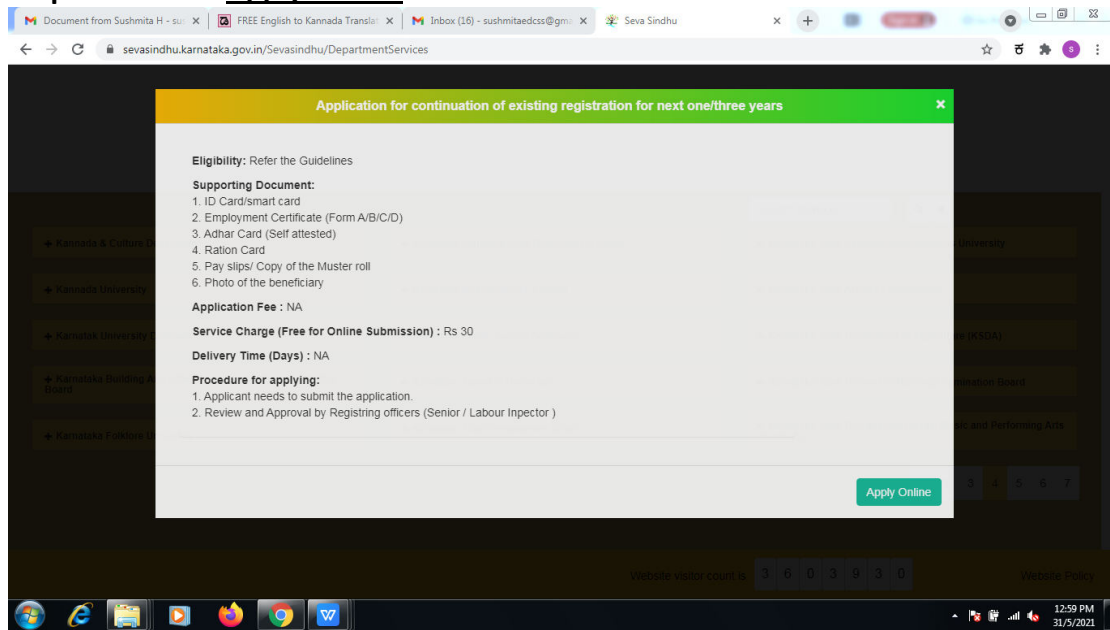
+ Karnataka Building And Other Construction Workers Welfare Board + Karnataka Samskrit University + Karnataka State Diploma in Nursing Examination Board

+ Karnataka Folklore University + Karnataka Slum Development Board + Karnataka State Dr.Gangubai Hangal Music and Performing Arts University

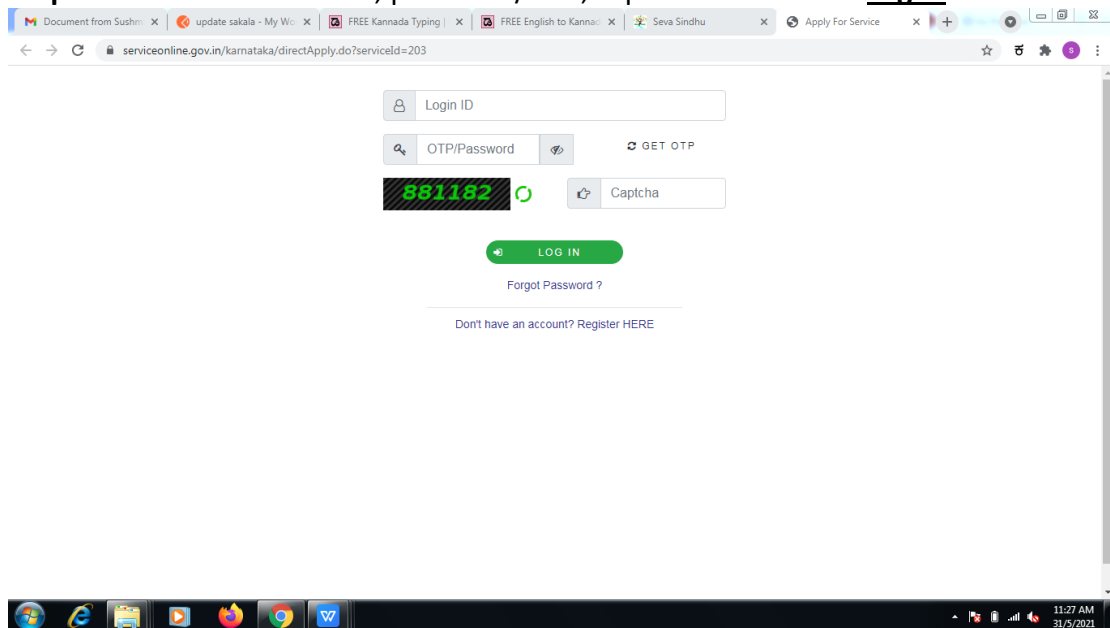
1 2 3 4 5 6 7

Website visitor count is 3 5 3 2 0 4 7

Step 3 : Click on **Apply online.**



Step 4: Enter the username, password/OTP, captcha and click on **Log In** button.



Step 5: Fill the Applicant Details & Photocopies details.

ಕರ್ನಾಟಕ ಕಟ್ಟಡ ಮತ್ತು ಇತರೆ ನಿರ್ಮಾಣ ಕಾರ್ಮಿಕರ ಕಲ್ಯಾಣ ಮಂಡಳಿ
Karnataka Building and Other Construction Worker's Welfare Board
 ಮುಂದಿನ ಒಂದು/ಮೂರು ವರ್ಷದವರೆಗೆ ಅಸ್ತಿತ್ವದಲ್ಲಿರುವ ನೋಂದಣಿಯನ್ನು ಮುಂದುವರಿಸುವುದಕ್ಕಾಗಿ ಅರ್ಜಿ
Application for continuation of existing registration for next one/three years

Instructions

- ನೋಂದಣಿ ನಮೂದರಲ್ಲಿ 3 ವರ್ಷಗಳವರೆಗೆ ನೋಂದಣಿಯನ್ನು ಪುನಶ್ಚೇತನ ಮಾಡಿಸಿಕೊಂಡು ಅದರ ಅವಧಿ ಮೀರಿದ ಮೇಲೆ 1/3 ವರ್ಷಗಳಿಗೆ ಪುನಶ್ಚೇತನ(ನವೀಕರಣ) ಬಯಸಿದಾಗಲೂ ಕೆಳದಿ 3ವರ್ಷಗಳ ಉದ್ದಕ್ಕೂ ಪ್ರಮಾಣ ಪತ್ರಗಳನ್ನು ಸಲ್ಲಿಸುವುದು.
- ನವೀಕರಣ ಬಯಸುವ ಫಲಾನುಭವಿ ಅರ್ಜಿದಾರನು ಗುರಿತಿನ ಚೀಟಿಯಲ್ಲಿ ನಮೂದಿಸಿರುವ ಹಿರಿಯ/ಕಾರ್ಮಿಕ ನಿರೀಕ್ಷಕರ ವ್ಯಕ್ತವನ್ನೆ ಅಯ್ಯ ಮಾಡಿಕೊಳ್ಳತಕ್ಕದ್ದು.

Applicant Details/ಅರ್ಜಿದಾರರ ವಿವರಗಳು

Aadhaar of the Beneficiary/ ಅರ್ಜಿದಾರರ ಅಧಾರ್ *	<input type="text"/>	Applicant Name as in Aadhaar/ ಅಧಾರ್‌ನಲ್ಲಿರುವಂತೆ ಅರ್ಜಿದಾರರ ಹೆಸರು *	<input type="text"/>
Enter the Registration Number/ ನೋಂದಣಿ ಸಂಖ್ಯೆಯನ್ನು ನಮೂದಿಸಿ *	<input type="text"/>	Date of Birth/ಜನ್ಮ ದಿನಾಂಕ *	<input type="text"/>
Date of registration of the Beneficiary/ಫಲಾನುಭವಿಯ ನೋಂದಣಿ ದಿನಾಂಕ *	<input type="text"/>	Date of registration of the Beneficiary/ಫಲಾನುಭವಿಯ ನೋಂದಣಿ ದಿನಾಂಕ *	<input type="text"/>

Step 6: Verify the details. If details are correct, select the checkbox ("Yes")& Submit.

Please Se Please Se Please Se Please Se


Declaration/ಘೋಷಣೆ

ಮೇರಿನ ಮಾಹಿತಿಯು ನರಿ ಇರುತ್ತದೆಂದು ಈ ಮೂಲಕ ದೃಢೀಕರಿಸಲಾಗಿದೆ. ಮಾಹಿತಿಯು ತಪ್ಪು ಎಂದು ಕಂಡುಬಂದಲ್ಲಿ ನಾನು ವೈಯಕ್ತಿಕವಾಗಿ ಕಾನೂನು ಅಥವಾ ಇನ್ನಾವುದೇ ಕ್ರಮ ಎದುರಿಸಲು ಬದ್ಧನಾಗುತ್ತೇನೆ.

Certified that above information is correct and I am personally liable for prosecution and any other action, if above information is found to be false.

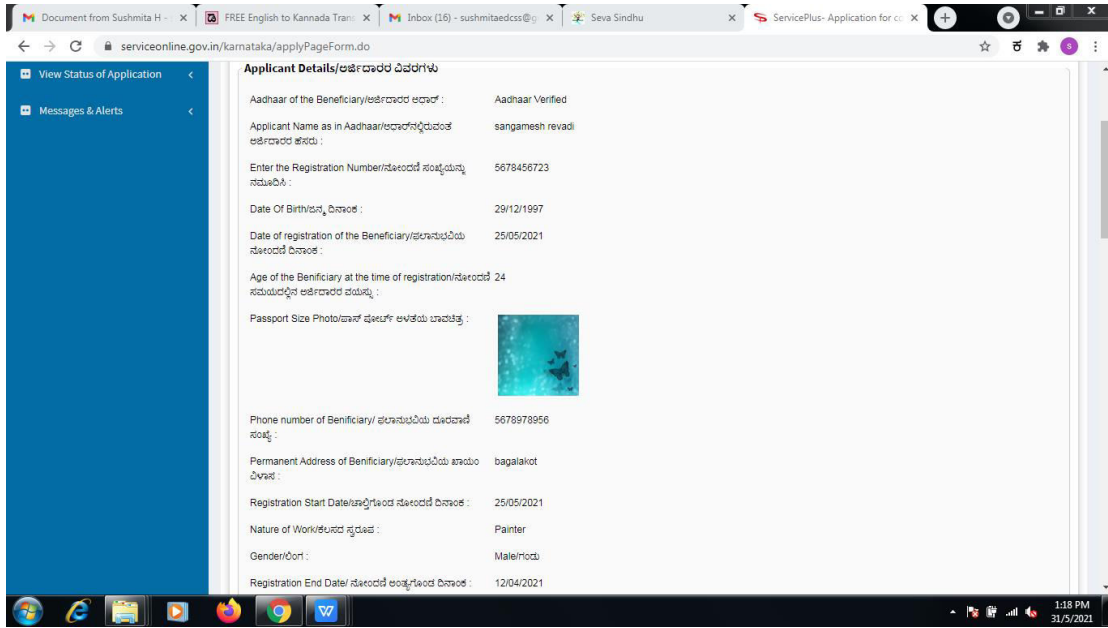
I Agree *

Word verification

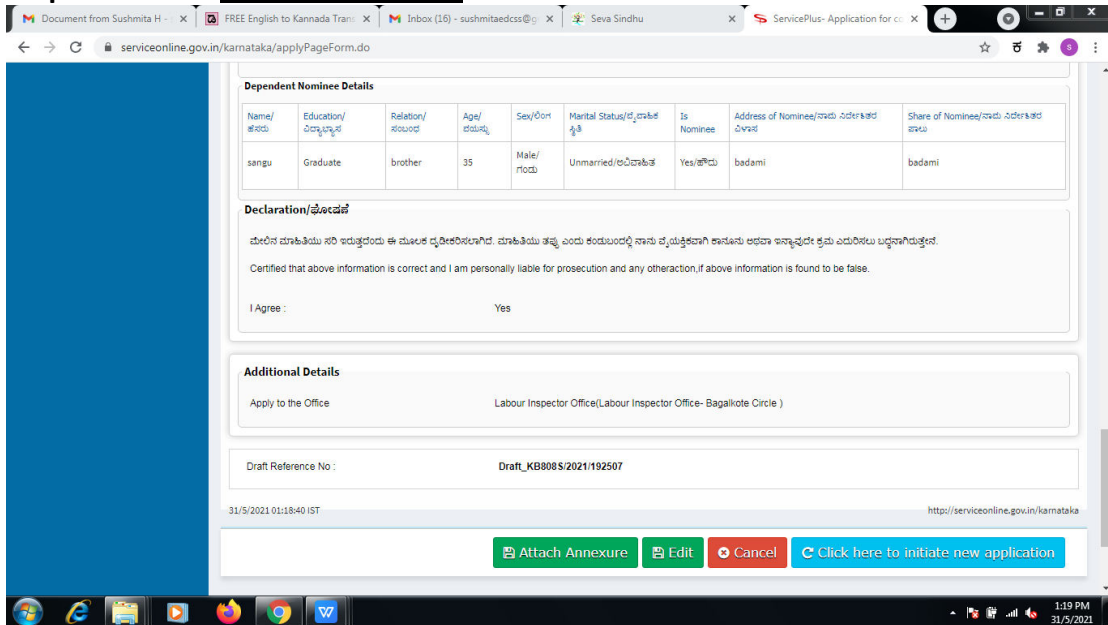
734658 

Please enter the characters shown above

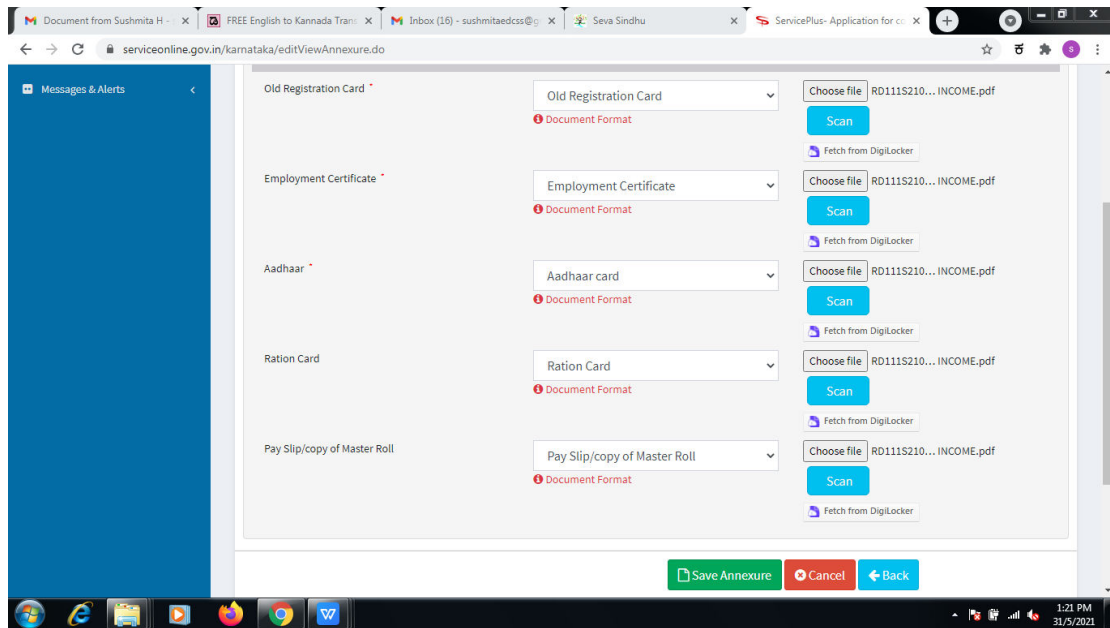
Step 7: A fully filled form will be generated for user verification.



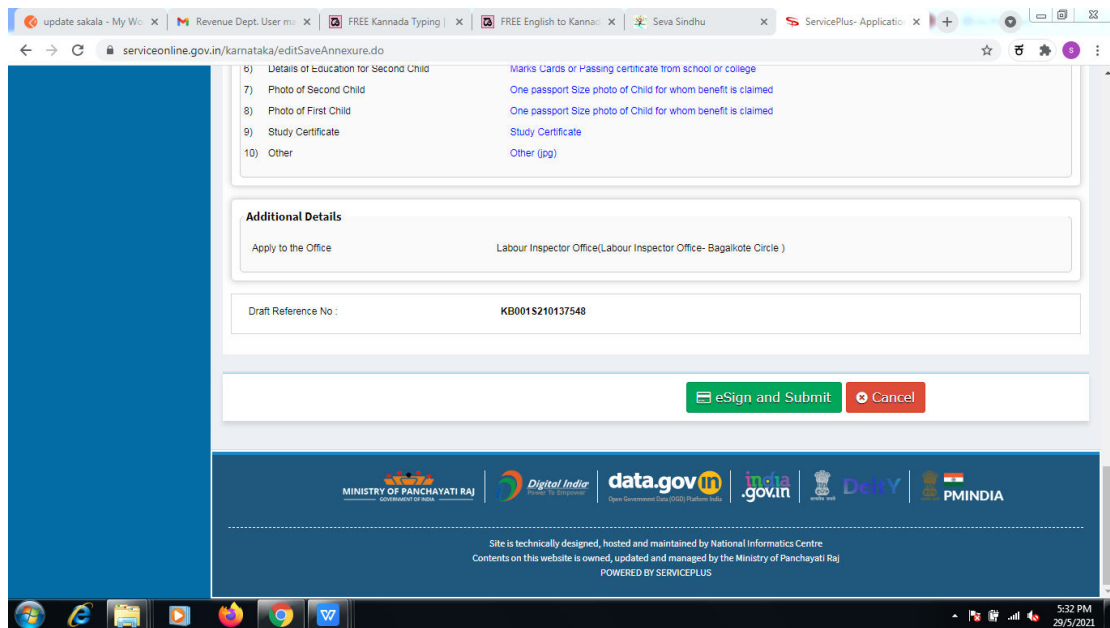
Step 8 : Click on Attach annexures.



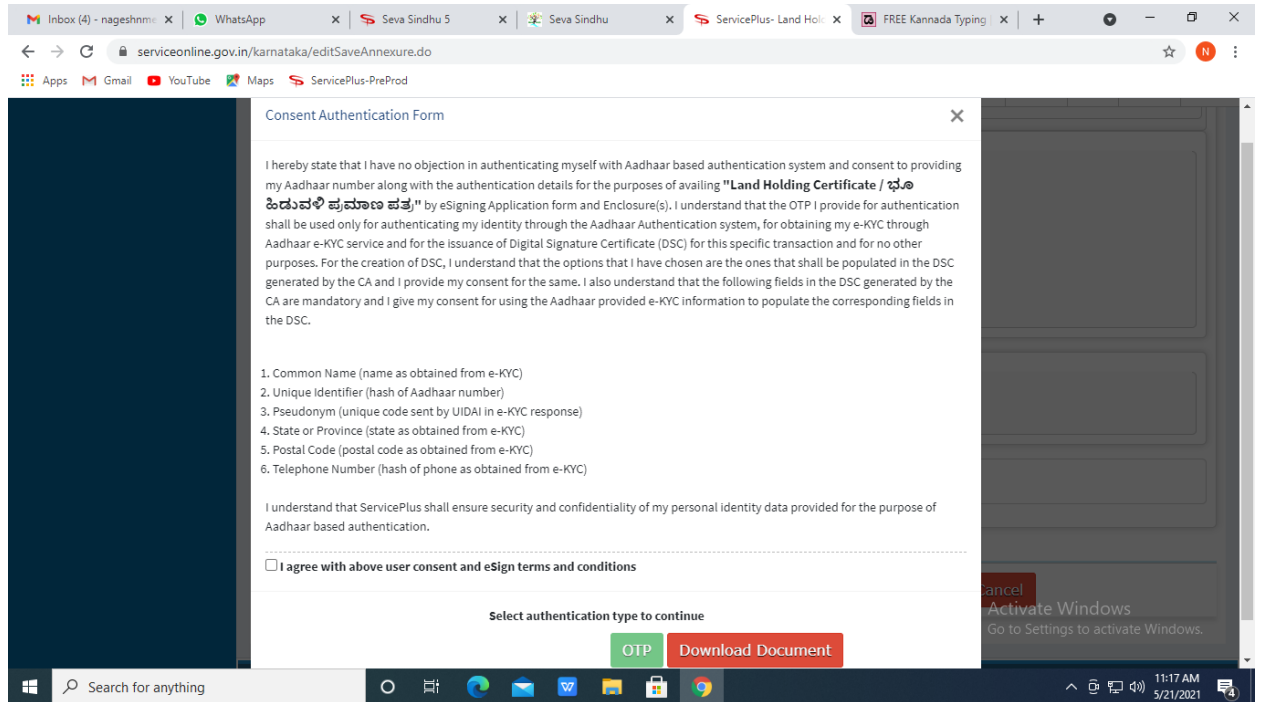
Step 9: Attach the annexures and click on save annexures.



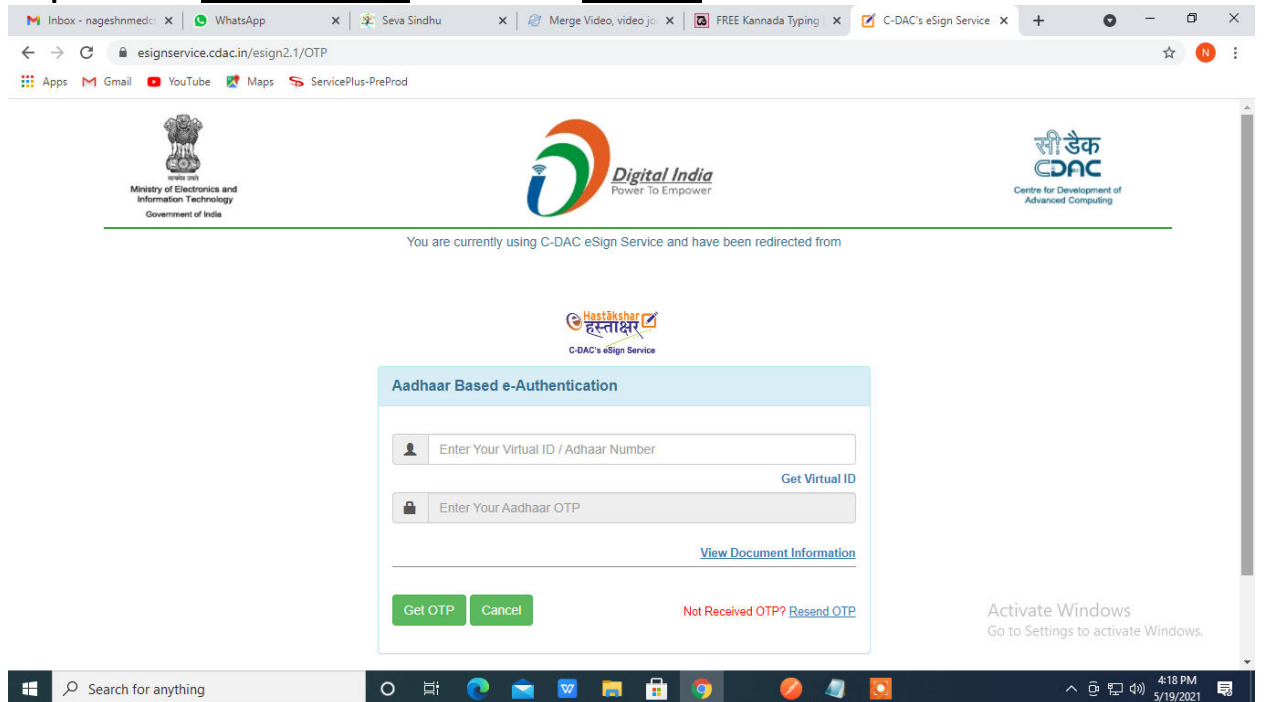
Step 10 :Saved annexures will be displayed and click on **eSign and Make Payment** to proceed.



Step 11 : Click on I agree with above user consent and eSign terms and conditions and Select authentication type to continue.



Step 12 : Enter Aadhar Number and click on get OTP.



Step 13 :Enter OTP and click on Submit.

Inbox - nageshinmedic x WhatsApp x Seva Sindhu x Merge Video, video jo x FREE Kannada Typing x C-DAC's eSign Service x

esignservice.cdac.in/esign2.1/OTP

Apps Gmail YouTube Maps ServicePlus-PreProd

Ministry of Electronics and Information Technology Government of India

Digital India Power To Empower

सी डेक CDAC Centre for Development of Advanced Computing

You are currently using C-DAC eSign Service and have been redirected from

Hastakshar हस्तक्षर C-DAC's eSign Service

Aadhaar Based e-Authentication

472245377750 [Get Virtual ID](#)

.....

I have read and provide my [consent](#) [View Document Information](#)

[Not Received OTP? Resend OTP](#)

Activate Windows
Go to Settings to activate Windows.

Search for anything

4:19 PM 5/19/2021

Step 14 : Select the Mode of Payment and click on Make Payment to proceed.

Inbox - nageshinmedic x ServicePlus- Applicati x FREE Kannada Typing x Seva Sindhu x (1) WhatsApp x Google Translate x

serviceonline.gov.in/configureka/proceedToPayment.do?OWASP_CSRFTOKEN=435M-UDE-A16F-17LP-IDIY-JJSH-2HGT-PRA2

Apps Gmail YouTube Maps ServicePlus-PreProd

ServicePlus Metadata-based Integrated eService Delivery Framework

Themes Language Venugopal S N

PAYMENT DETAILS APPLICATION FOR DUPLICATE DEGREE CERTIFICATE

Mode Of Payment Paytm Bill Desk Payment Cash

Application Fee 1845.0

Total Amount to be paid (in Rs.) 1845.0

Receipt No.* df

Payment Date* 12/05/2021

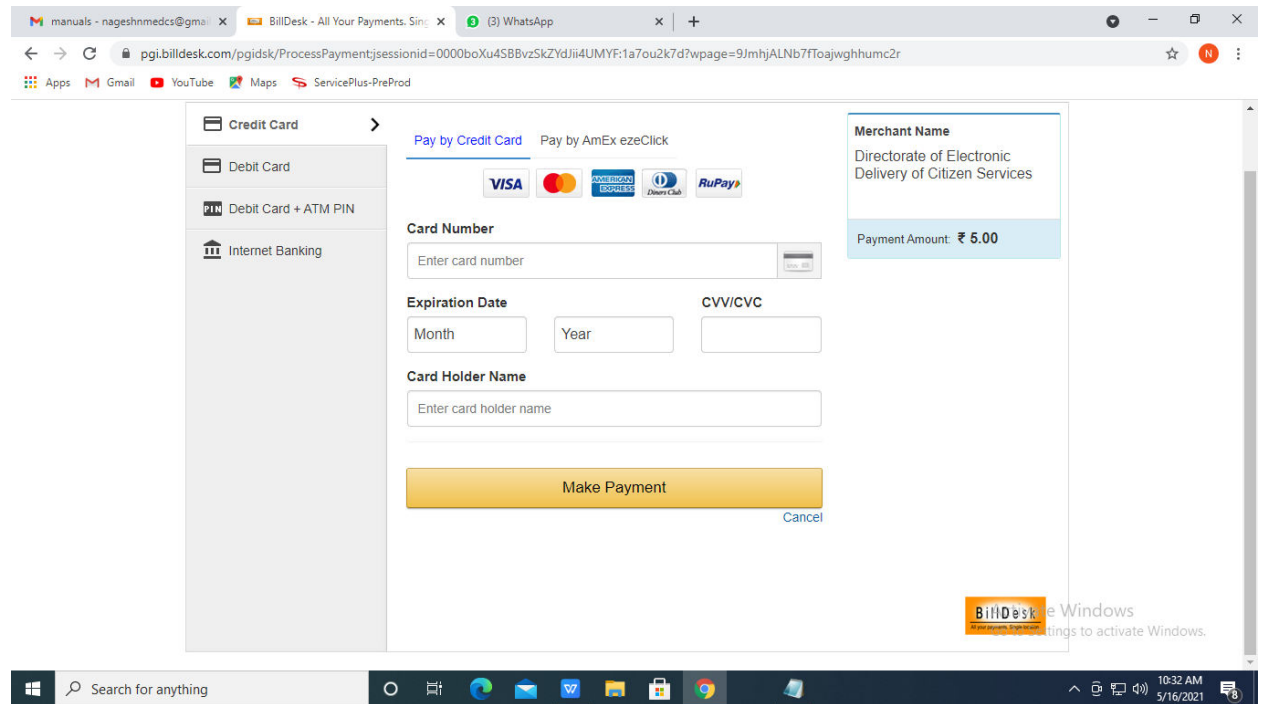
(Select last 20 days from current date)

Activate windows
Go to Settings to activate Windows.

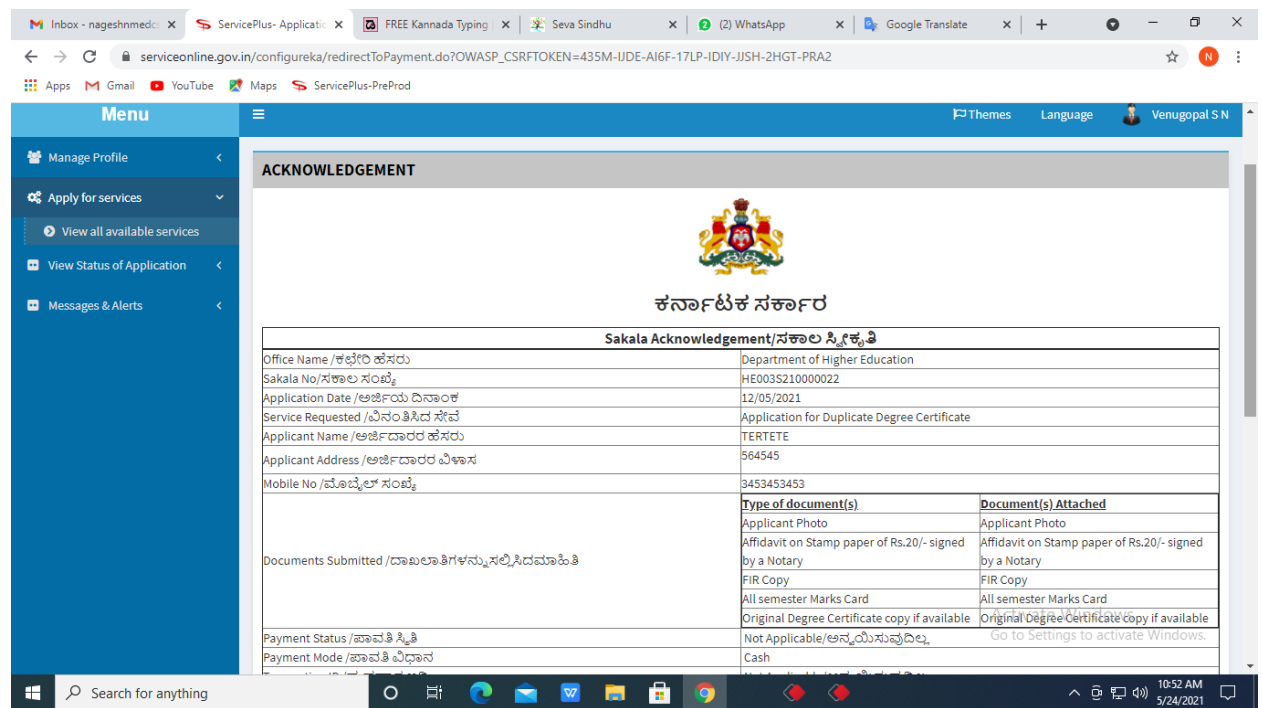
Search for anything

10:51 AM 5/24/2021

Step 15 : Select preferred payment method (Credit Card/Debit Card/Internet Banking), enter the required details and click on make payment.



Step 16 :After payment is successful, acknowledgement will be generated. Acknowledgment consists of applicant details, application details and the payment details for applicant's reference.



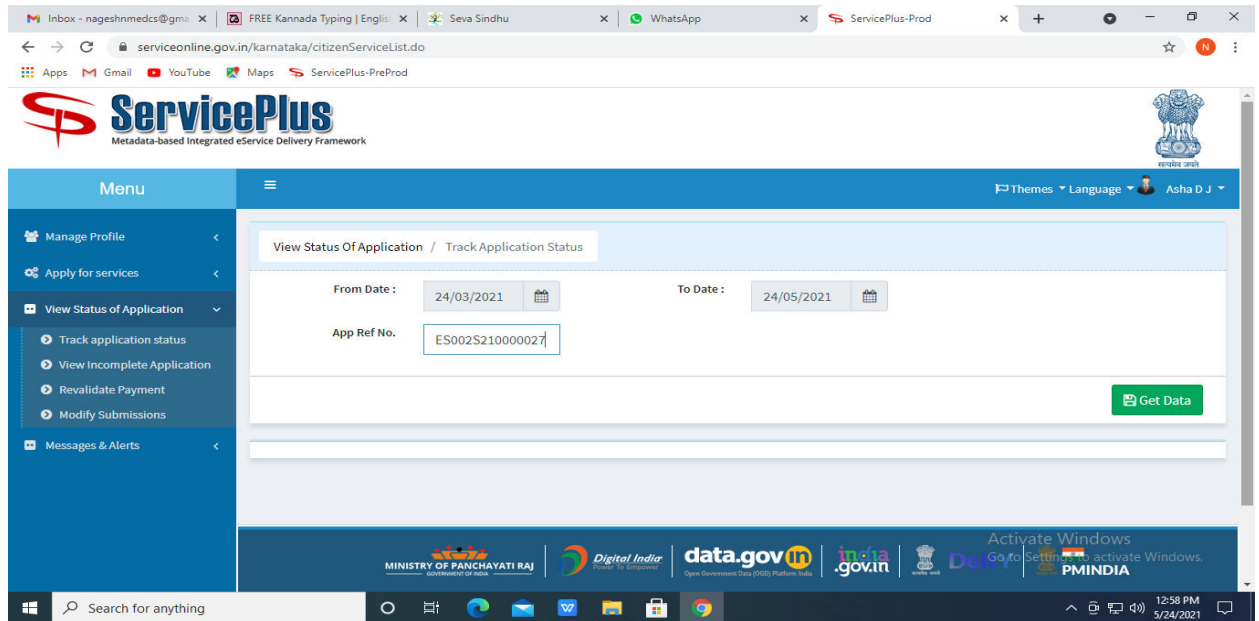
Step 17 : To download the certificate, go to the sevasindhu.karnataka.gov.in and click on **Registered Users Login Here.**

The screenshot shows the homepage of the SEVA SINDHU Government of Karnataka website. The header includes the state emblem and the text 'ಕರ್ನಾಟಕ ಸರ್ಕಾರ' (Government of Karnataka) and 'ಸೇವಾ ಸಿಂಧು' (Seva Sindhu). Below the header, there are portraits of the Chief Minister, Sri. B.S. Yediyurappa, and the Minister of Primary & Secondary Education, Sri. S. Suresh Kumar. A navigation menu contains links for HOME, ABOUT SEVA SINDHU, DEPARTMENTS & SERVICES, SERVICE CENTERS, GRAMA ONE, TRACK YOUR APPLICATION STATUS, REPORTS-DASHBOARD, FAQ, and CONTACT. Three main service buttons are visible: DEPARTMENTS & SERVICES, NEW USERS REGISTER HERE, and REGISTERED USERS LOGIN HERE. The footer contains links for Services User Manual, Sevasindhu youtube channel, Page last updated on: 11-May-2021 4:00 PM, Website visitor count (33745808), Site Map, and Website Policy. The Windows taskbar at the bottom shows the time as 10:07 AM on 5/16/2021.

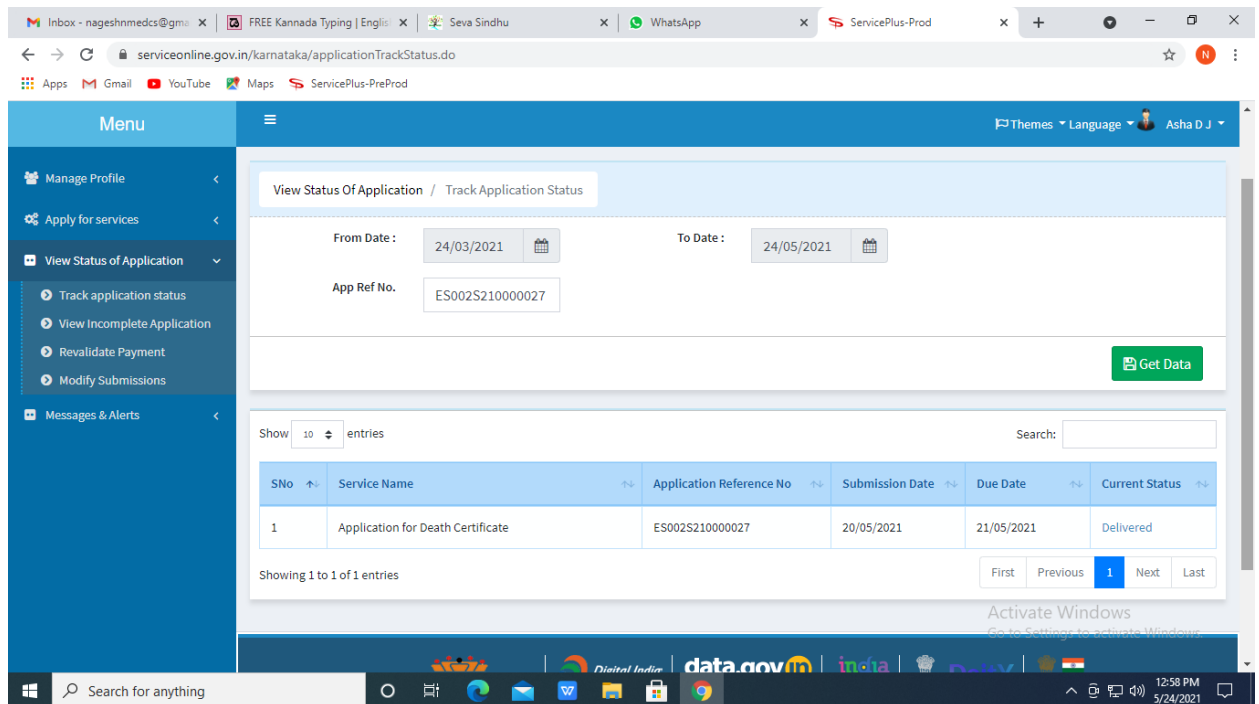
Step 18 : Once the login page is open, enter your username, password/OTP, captcha and click on **Submit.**

The screenshot shows the login page of the SEVA SINDHU Government of Karnataka website. The header includes the state emblem and the text 'ಕರ್ನಾಟಕ ಸರ್ಕಾರ' (Government of Karnataka) and 'ಸೇವಾ ಸಿಂಧು SEVA SINDHU'. The page is divided into two main sections: 'Apply for Service' and 'Check Your Application Status'. The 'Apply for Service' section contains a form with a username field (9611106670), a password field, a 'Get OTP' button, a captcha field (552519), and a 'Submit' button. Below the form are links for 'Forgot Password', 'New user ? Register here', and 'Know Your Eligibility'. The 'Check Your Application Status' section contains a form with a 'Select Department' dropdown, a 'Select Service' dropdown, an 'Enter your Application ID' field, and a 'Check Status Now' button. The footer contains the text '© All Rights Reserved' and 'Powered by SERVICEPLUS'. The Windows taskbar at the bottom shows the time as 1:12 PM on 5/24/2021.

Step 19 :Click on **View Status of Application** --> **Track application status**. Enter Application Reference Number (you can refer to Acknowledgment/SMS to get Application Reference Number) and click on **Get Data**.



Step 20 : Check Current Status of the application. If it is delivered, Click on **Delivered**.



Step 21 :Under Issue Document(s), click on **Output certificate**.

ServicePlus
Metadata-based Integrated e-Service

Menu

- Manage Profile
- Apply for services
- View Status of Application
 - Track application status
 - View Incomplete Application
 - Revalidate Payment
 - Modify Submissions
- Messages & Alerts

Status of Application

Application Reference Number : ES002S210000027

Name of the Service : Application for Death Certificate

Applied By : Asha D J

Application due Date : 21/05/2021

S.No.	Task Name	Form Details	Issued Document(s)	Status	Remarks
1	Application Submission	View	Acknowledgement	Completed	NA
2	Push application data to DB	NA	Nil	Forwarded	View
3	Callback Webservice	NA	Output Certificate	Delivered	View

Showing 1 to 1 of 1 entries

Close

Step 22 :Application for continuation of existing registration for next one/threeyears Output certificate will be downloaded. You can print the certificate if required.

WPS Office

Application for ...gree Certificate

User Manual - Death Certificate

HE003S210000023.pdf

Sign in

Go Premium

Home Insert Comment Edit Page Protect Tools

Hand Tool

Select Tool

Edit Text Edit Picture PDF to Office PDF to Picture Annotate

75%

1/1

Auto Scroll Read Mode Background Screen Grab Find Highlight Note

Mangalore University

No: HE003S210000023
Date: 24/05/2021

Sub: Approval of Issue of Duplicate Degree Certificate

We are pleased to inform you that the Duplicate Degree Certificate HE003S210000023 has been dispatched to your mailing address provided to the University

The Dispatch details are as follows:
Courier Name / Post: tet
Dispatch Date: 24/05/2021
Tracking ID : test
Website address of the Courier / Speed Post: es
For any confirmation please contact us.

Date: 24/05/2021

Registrar

Test Data / Test Data

Activate Windows
Go to Settings to activate Windows

Search for anything

1:36 PM
5/24/2021